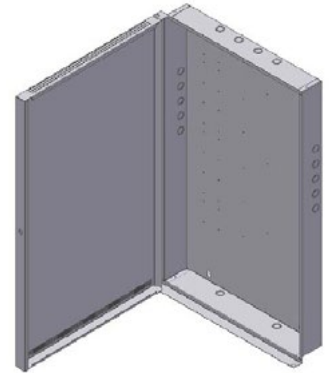


REMOTE EQUIPMENT ENCLOSURE, 3 CARD

DESCRIPTION

The 3 Card Remote Equipment Enclosure P/N 10-2780, is designed to house up to three relay control assemblies P/N 10-2777, three RC12 relay cards P/N 10-2785, or any combination of the two. This allows up to seventy-two (72) configurable relays to be located in a central location for control and annunciation purposes.

The enclosure is made of 18 gauge steel with a baked on enamel finish (red, black, or grey). It is designed so that it can be surface or flush mounted to the wall. Numerous conduit knockouts are provided on all four sides of the enclosure to allow easy access to the enclosure during system installation. Threaded press-studs are supplied in the enclosure back-box for easy installation of the relays assembly components. The removable exterior door is hinged on the left side of the back-box and is equipped with a key-lock to prevent unauthorized access to system components.

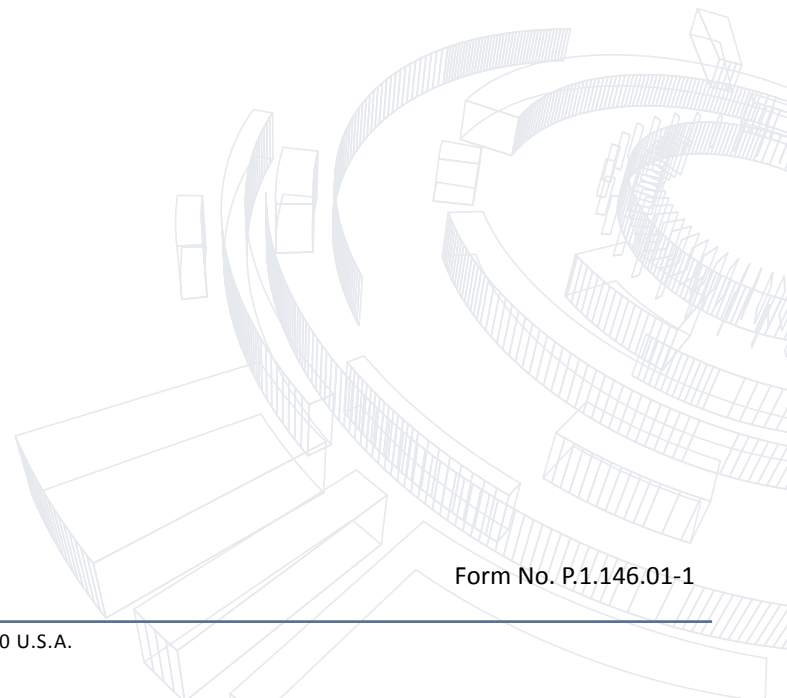


ORDERING INFORMATION

Fike P/N	Description
10-2780-C	3 Card Remote Equipment Enclosure (-C is for color: R=Red, B=Black, G=Grey)
The following items are supplied with the enclosure:	
4153-142	Lock Washer, #6 (qty. 6)
02-1361	6-32 Hex Nut (qty. 3)
02-4992	Ground Wire (qty. 2)
02-4035	Nut and star washer kit (contains 30 nuts and washers)
02-12025	Keys (2), AH1

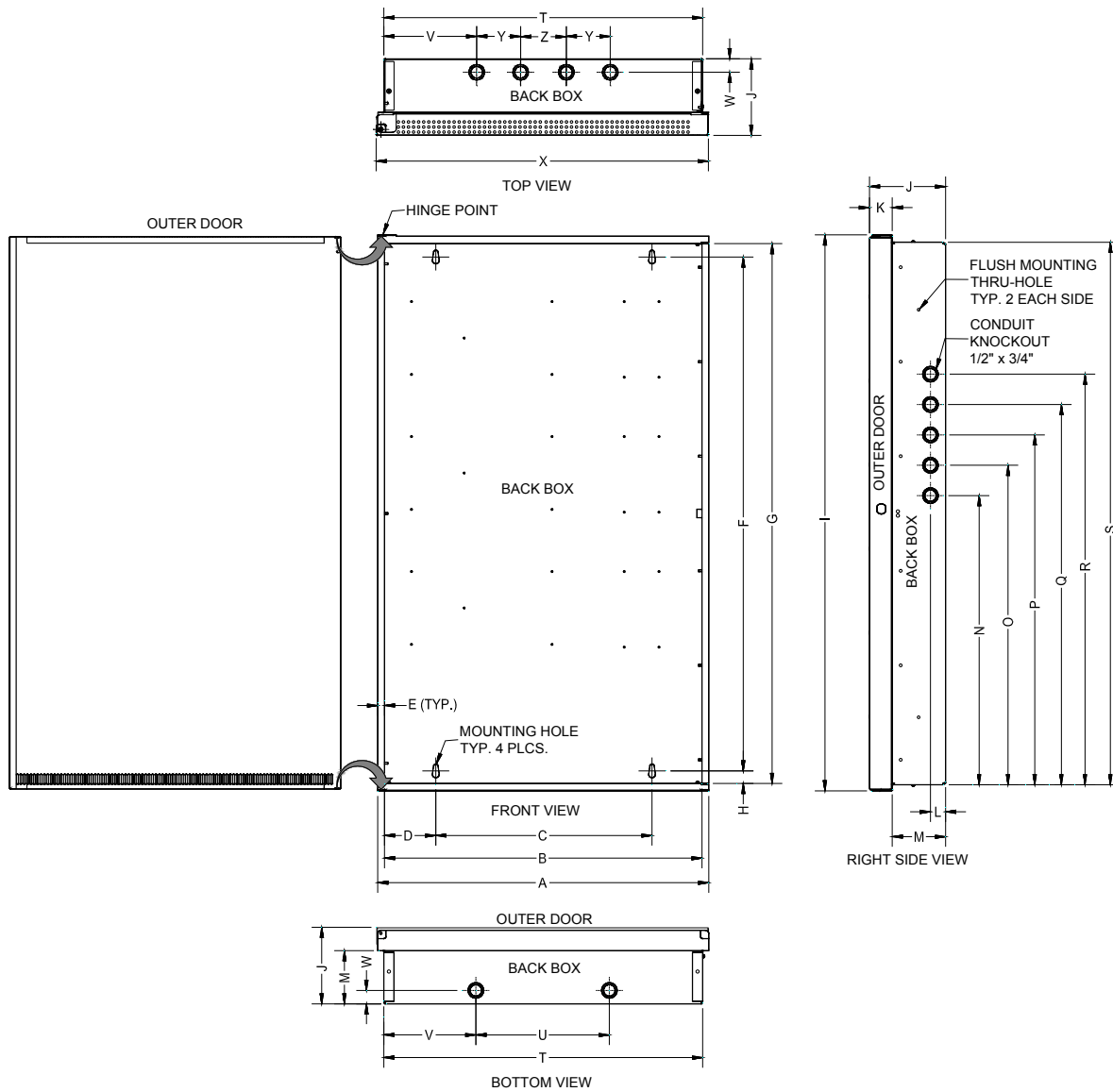
APPROVALS:

- UL - S3217
- FM
- CSFM - 7300-0900:-0154
- City of New York - #6078



Form No. P.1.146.01-1

ENCLOSURE DIMENSIONS



Enclosure Dimensions					
inches (cm)					
A	24.50 (62.2)	J	5.68 (14.43)	S	40.20 (76.7)
B	23.50 (59.7)	K	1.73 (4.4)	T	23.60 (60)
C	16.00 (40.6)	L	1.125 (2.9)	U	9.88 (25.1)
D	3.80 (9.7)	M	3.95 (10)	V	6.81 (17.3)
E	0.50 (1.27)	N	21.42 (54.4)	W	1.00 (2.54)
F	38.29 (97.3)	O	23.67 (60.1)	X	24.60 (62.5)
G	40.00 (101.6)	P	25.90 (65.8)	Y	3.25 (8.3)
H	0.93 (2.36)	Q	28.17 (71.6)	Z	3.38 (8.6)
I	41.20 (81)	R	30.42 (77.3)		