

IMPULSE VALVE OPERATOR (IVO) KIT

DESCRIPTION

The Impulse Valve Operator (IVO) provides the means to electrically or manually activate the Fike Impulse Valve clean agent containers. Upon activation, a pin is extended with the force required to open the inverted rupture disc, allowing the agent to be released from the container.

The IVO can be activated either manually by depressing the red button or electrically via a signal from the fire suppression control panel. Once activated, the IVO can be reset using the reset tool.


Fike Clean Agent Containers with Impulse Valve use an Impulse Releasing Interface (IRI) to supervise the agent release circuit wiring (for open and ground fault conditions) from the container to the control panel. Up to 4 IRI's may be released from a single fire suppression control panel.

An IVO kit is included when ordering an Impulse Valve clean agent container with electric actuation. The kit includes the following components:

Fike P/N	Description
02-12728	IVO
70-286	Reset Tool (ordered separately)
70-290	IRI

SPECIFICATIONS

Normal Supply Voltage:	24VDC
Current Consumption:	0 Amps (for Battery Calculation)
Electrical Connection:	DIN Connector w/ Cable
IVO Material:	Stainless Steel (Body) / Brass (End Cap)
Temperature Range:	-20°C to +50°C



Impulse Valve Operator



Reset Tool



IRI



Wire Lead with Connector

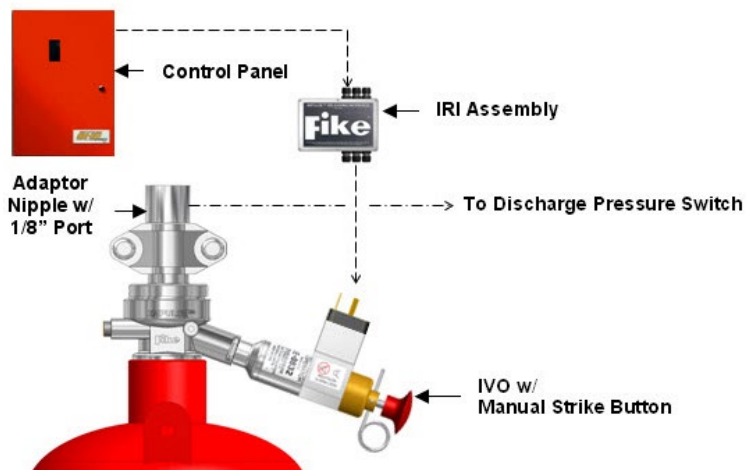
APPROVALS:

- Certified to EN12094-4

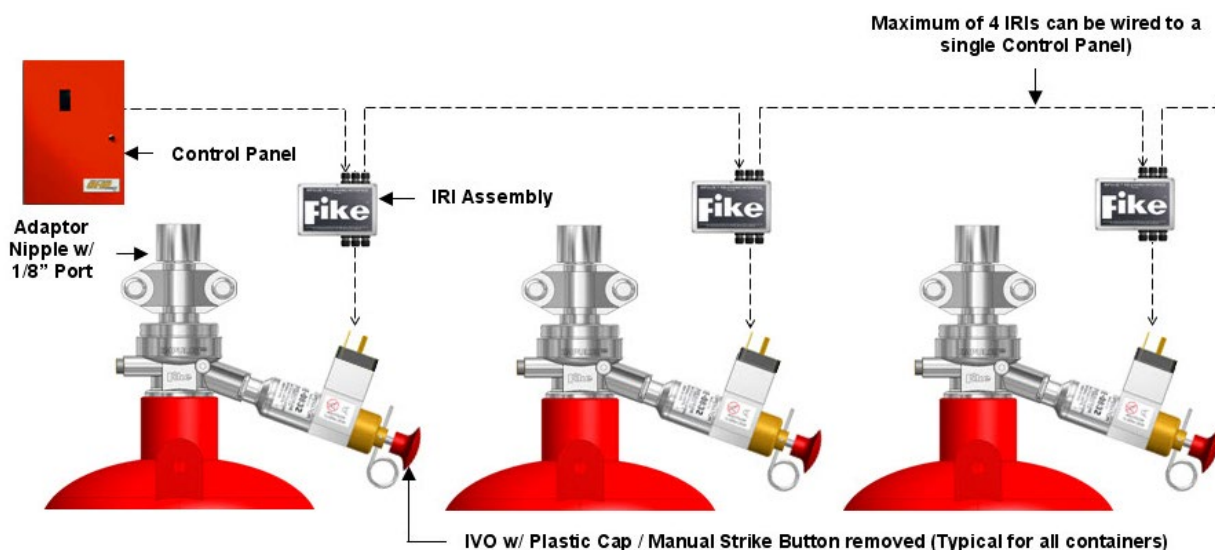


654c

ELECTRIC ACTUATION - SINGLE CONTAINER SYSTEM WITH IVO



ELECTRIC ACTUATION - MULTI-CONTAINER SYSTEM WITH IVO



Note:
 When utilizing electric actuation (IRI) with multiple containers with IVO, the manual strike button on each IVO must be removed and plastic cap installed. This is to prevent a single container from being discharged in a multiple container system.

For wiring installation details between Fike Control Panel, IRI and the IVO, reference the IRI Product Manual (P/N 06-438).